

SONY

AWS-G500

ANYCAST STATION

**Deliver the programme.
Anytime. Anywhere.**

You make it a Sony

■ ANYCAST STATION



AWS-G500

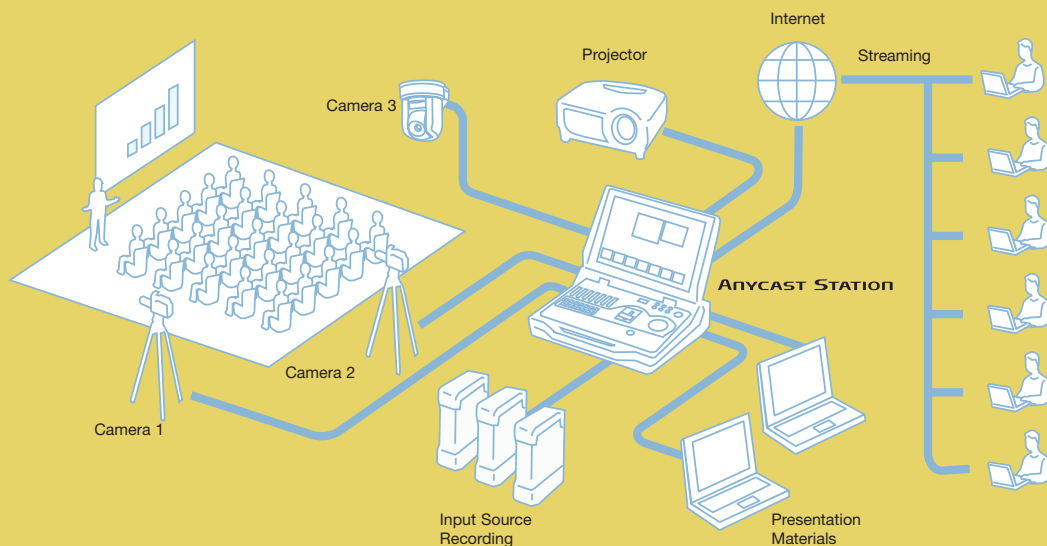
Live Content Producer

The Anycast Station™ Live Content Producer is a development that combines decades of Sony AV expertise together with industry-leading IT technology. Designed as a powerful content creation tool for live event programming, it comprises a high-quality video switcher, an audio mixer, a large LCD display, and a streaming encoder and server – all packed into a briefcase-size chassis weighing only about 15 lb. (7 kg).

To accommodate today's growing needs to integrate video, audio, and a variety of PC input sources in live events, the Anycast Station system provides a comprehensive set of AV and IT inputs. These include analogue composite, S-Video, DV Input, and balanced analogue audio as well as computer RGB input. The unique processing of the Anycast Station system allows live switching between these video and computer sources without the use of external line converters or degradation in picture quality.

When it comes to programme delivery, the Anycast Station system is very flexible too. Straight from the Anycast Station system the user can feed programmes to tape or a large venue display, store input sources to hard disk drives for nonlinear editing, or even stream the programme on the web.

With all these unique features, plus a logical design for ultimate ease of use, the Anycast Station system is a tool that can be used by anyone, anytime, and anywhere – including business conferences, press conferences, promotions, seminars, events, live staging and distance learning. Just plug in the power cord, turn on the power, and deliver the program.



Main Features

All-in-one design

The Anycast Station system comes equipped with a video switcher, an audio mixer, a LCD display, and camera control functions, all packed into a compact space-saving design.

This approach eliminates any external wiring and cumbersome signal adjustments, making setup extremely easy and quick. On the large LCD screen, there are two windows for monitoring the programme and preview outputs, together with seven windows to view each individual input source plus one internal still picture source, eliminating the need for multiple picture monitors. These factors make the Anycast Station system a powerful device for producing live events, virtually anywhere and with a minimum production crew. Despite its compact design, each function of the Anycast Station system provides uncompromising power and quality.



1 Video Switcher

Provides:

- 1280 x 1024 100-MHz/4:2:2 8-bit processing
- 6 primary inputs plus one still picture source
- 1 ME with 1 keyer (selectable between Linear Key/Luminance Key/Chrominance Key)
- 1 DSK + 1 fixed station logo

2 Audio Mixer

Provides:

- 48 kHz/24-bit processing
- 6 stereo channel input mixing
- 6 channel faders and 1 master fader

3 Access Buttons

Provides:

Pressing an access button calls up the control menus of the associated input to the LCD screen. A variety of video and audio parameters settings can be made.

4 Mixer Output Controls

Provides:

Provides controls for the audio monitor output level, talkback On/Off, and dimmer On/Off of audio monitor, built-in speakers, and headphone output.

5 On-line Button

Triggers or stops the following functions.

- Streaming distribution
- Recording of input sources or PGM output to compatible hard disk drives
- Recording of video-on-demand files of the streaming content

6 Menu Operation / Camera Control

General menu selection/settings are made using the menu button and jog roller.

This area also provides control functions for compatible Sony Pan / Tilt / Zoom cameras.

The position controller allows Pan / Tilt control of compatible Sony Pan / Tilt / Zoom cameras while the ten keys are for camera position memory store / recall. VISCA control is used to provide Zoom, Iris, Tilt and Focus control functions. Six or more position memories are available to store Pan/tilt/Zoom settings.

7 Device Control

Provides basic control functions of external hard disk drives used for playing back video material.

The jog and shuttle dials are also used for focus and zoom control of compatible Sony Pan / Tilt / Zoom cameras.

8 Talkback Microphone

Used for talkback purposes. An intercom connector is also provided on the rear panel should the use of an intercom system be preferred.

9 Wireless Keyboard (Turned Over)

A Source Display

Displays the thumbnail video of each input source. The windows of the sources selected for PGM out and PVW out are highlighted in red and amber, respectively.

B Streaming Display

Displays the parameters and current server status of the streaming video.

C PGM Display

Displays the source currently distributed or presented.

D PVW Display

Displays the next source selected for output after the transition.

E Switcher Parameter Display

The currently selected effect pattern is indicated with an effect icon. Effect and DSK transition durations are also displayed.

F Guide Display

Displays guides for controlling compatible Sony Pan/Tilt/Zoom cameras such as zoom, pan, tilt, focus and iris. Camera position memory numbers/names of the camera selected on the 'NEXT' button row are also displayed.

G Built-in Stereo Speakers



ANYCAST STATION

Main Features



Easy and integrated operation

The Anycast Station system makes live event programming as simple as possible. This is because the Anycast Station system requires very little or no technical knowledge of switcher and mixer setup and operations due to its extremely intuitive control surface and large LCD display.

With the Anycast Station system, switching between the desired input signals is extremely easy. This is because all input sources, as well as the preview and programme outputs, are shown on one large LCD screen – simply select the next desired signal from the 'NEXT' button row and slide the transition fader or hit the 'Cut' button.

What's more, the window frames of the input sources chosen for the programme and preview outputs are highlighted in the same colour as the programme and preview window markers. This means that operators have complete peace of mind knowing that the correct inputs have been selected. A variety of preset effect patterns are available for source switching transitions as well as for inserting keys.

The large LCD panel display also provides a comfortable visual environment which makes parameter adjustments and other control adjustments as easy as possible. For example, entering characters for source names, network settings and other numerical data is easily achieved by referring to the indications on the LCD display. Audio EQ adjustments and input video-level adjustments are also performed on the display using easy-to-understand graphical menus.

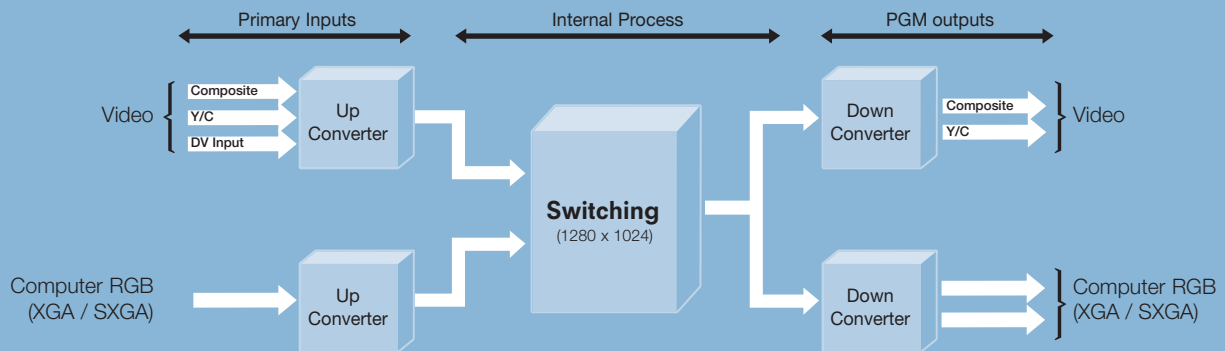
What's more, remote control of one or more compatible Sony Pan / Tilt / Zoom cameras is also simple, since the Anycast Station system allows Pan and Tilt adjustments from its position controller, in addition to Iris, Focus, and Zoom control using the jog and shuttle dials.

Simply put, the Anycast Station Live Content Producer combines creative power and ease of operation in one integrated production system.

Seamless switching between video and PC sources

In live events, there's no telling what types of signal sources need to be presented or distributed. With the Anycast Station system this dilemma is a thing of the past. The Anycast Station system allows live switching between a variety of signal sources – from standard definition video (Analogue composite, S-Video, DV) to PC images with various resolutions. Two important features make this possible – the sophisticated built-in line converters and the high-resolution internal processing.

Each input source supplied to the Anycast Station system is up-converted and processed within a 1280 x 1024 progressive domain to allow switching between sources of different resolutions while keeping picture degradation to a minimum. The programme can be output from a variety of interfaces including Analogue composite and S-Video for video, and D-Sub 15-pin outputs for projectors and Plasma displays.



Flexible video input configurations

As standard, the Anycast Station system offers the following video and PC inputs. These are provided as interface modules installed in the slots of its rear panel.

- **Primary inputs 1 to 4:** Analogue composite, S-Video, DV
- **Primary inputs 5 to 6:** RGB (XGA, SXGA)

Should a different input configuration be required, the interface modules are also provided as optional accessories, allowing users to configure the system exactly as required. What's more, the Anycast Station system allows each input on these modules to be assigned to any one of the primary inputs via simple menu settings.

Left Side Panel Connectors



Rear Panel Connectors

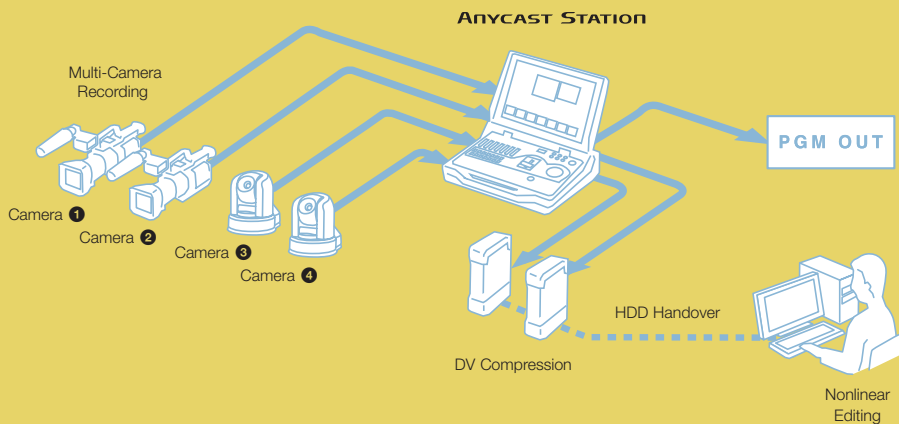


Main Features



Multi-camera recording for convenient nonlinear editing

During a live event, each signal source supplied to the Anycast Station system's primary inputs can be recorded to external hard drive storage. The Anycast Station system allows synchronised recording of two primary input sources to a third-party IEEE1394-interface equipped hard disk drive connected to its rear panel. This means that with only two hard disk drives, 4 primary inputs can be recorded. After the event, connecting these hard disk drives to an IEEE1394-equipped compatible nonlinear editor*1 allows editing to start very quickly, with the benefits of using hard drive storage to feed the source material.



TM *2 *1 Please contact your nearest Sony office or authorized dealer for compatible hard disk drives, compatible non-linear editors and software operating conditions.
 *2 i.LINK is a Sony trademark used only to designate that a product is equipped with an IEEE 1394 connector. All products with an i.LINK connector may not communicate with each other. Please refer to the documentation that comes with any device having an i.LINK connector for information on compatibility, operating conditions, and proper connection.

Streaming Encoder and Streaming Server

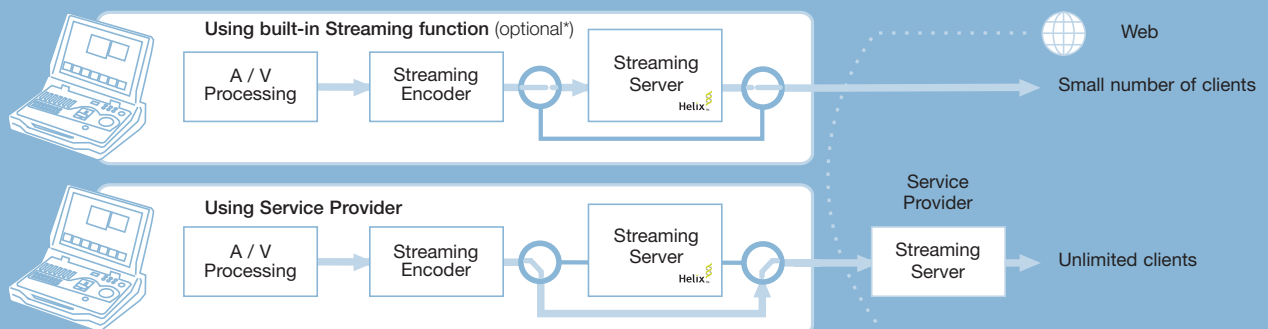
The Anycast Station system provides a built-in Streaming Encoder and Streaming Server as an optional feature. The Streaming Encoder function allows the high-quality programme output of the Anycast Station system to be streamed in real-time – with minimum degradation and through very simple procedures – for distribution over the Internet, LANs, or leased lines. When the number of clients is relatively small, the built-in Streaming Server function allows the streamed video to be distributed right

from the Anycast Station system without needing an external streaming server connection. The following streaming functions are provided:

- **Codec:**
Real Video and audio encoders
- **Streaming server:**
Helix DNA Server
- **Bit rate:** 50 to 300 kbps
- **Resolution:** 240 x 180, 320 x 240

Since the built-in Streaming Encoder also allows connection to external streaming servers, by signing up with a streaming service provider, the live event can further be distributed to hundreds or even thousands of viewers.

* For inquiries on the streaming encoder/server option, please contact your nearest Sony office or authorised dealer.



Applications



A range of features make the Anycast Station system suitable for virtually limitless applications.

The following are typical examples.

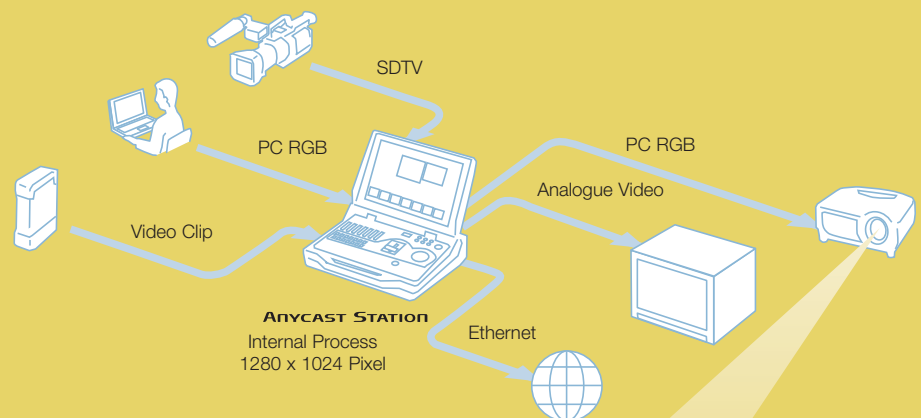
- Business and press conferences
- Product promotion
- Corporate videos
- Event staging
- Live stages
- Seminars
- Distance learning

Example: Large projection application

The Anycast Station system is a convenient live content creation system that allows easy integration of PC images, such as Microsoft PowerPoint slides and Excel sheets, into live video programming. The Anycast Station system is designed such that PC image quality and/or video quality are not degraded during source switching, keeping the final programme output quality at its best. Since image quality is important when displaying presentations on large projection systems, the Anycast Station system serves as a powerful tool in such applications. The preview monitor on the LCD screen further assists in selecting the next source to be put on screen, allowing for a very smooth, seamless presentation.

What's more, by preparing video clips to be used in the presentation on third-party hard disk drives, operation of the entire presentation becomes much smoother, especially compared to using conventional tape based playback devices. And, of course, using the built-in streaming capability or signing up with a streaming service provider allows the impressive screen projection to be distributed across the web, delivering the message wherever desired.

Large projection Application



Camera



Video Clip



Power point

Optional Accessories

BZAW-500

Software and Accessory Kit

BKAW-550

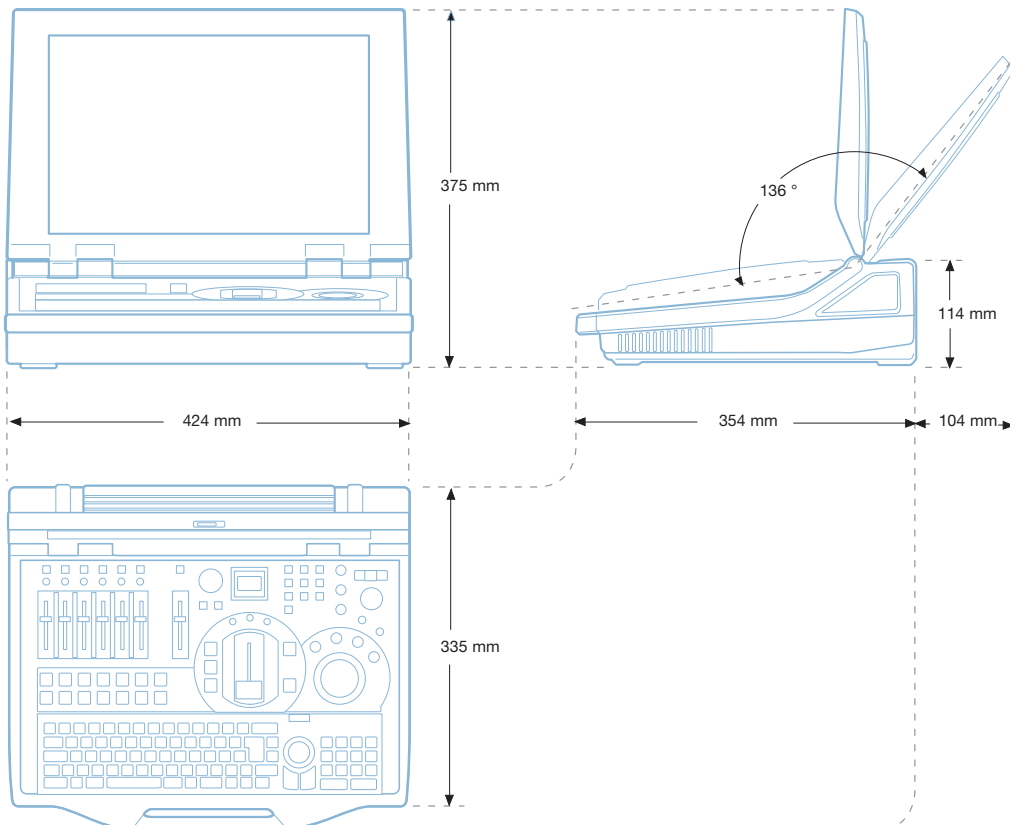
PC Video Interface Module

BKAW-570

SD Video Interface Module



Dimensions



Specifications

General

Model	AWS-G500
Power Requirements	AC 100-240 V, 50/60 Hz
Operating Voltage	AC 90-260 V, 47/63 Hz
Power Consumption	160 W
Operating Temperature	0 to 40 °C (32 to 104 °F)
Dimensions (W x H x D)	424 x 114 x 354 mm
Mass	Approximately 7.0 kg (15 lb 7 oz)

Video Signals

VIDEO INPUTS (in exfactory configuration)

Composite	BNC Type x 4 Video: 1.0 Vp-p, 75 Ω, Sync negative
S-Video	DIN Type x 4 Y: 1.0 Vp-p, 75 Ω, Sync negative C: 0.286 Vp-p at burst, 75 Ω (System Mode 59.94 Hz) C: 0.3 Vp-p at burst, 75 Ω (System Mode 50 Hz)
DV	IEEE 1394 4-pin Type x 4 IEC 61883-2 equiv.
RGB	D-Sub Shrunked 15-pin Type x 2 (Female) XGA, SXGA

VIDEO OUTPUTS

Composite	BNC Type x 1 Video: 1.0 Vp-p, 75 Ω, Sync negative
S-Video	DIN Type x 1 Y: 1.0 Vp-p, 75 Ω, Sync negative C: 0.286 Vp-p at burst, 75 Ω (59.94 Hz) C: 0.3 Vp-p at burst, 75 Ω (50 Hz)
RGB	Extended D-Sub 15-pin Type x 2 (Female) XGA, SXGA
BB OUT	BNC Type x 2 Sync: 0.286 Vp-p, 75 Ω, Sync negative (59.94 Hz) Sync: 0.3 Vp-p, 75 Ω, Sync negative (50 Hz) C: 0.286 Vp-p at burst, 75 Ω (59.94 Hz) C: 0.3 Vp-p at burst, 75 Ω (50 Hz)

Recorder Port

HDD/DV (in exfactory configuration)	i.LINK: IEEE 1394 6-pin Type x 2 HDD IF: SBP2
--	--

Audio Signals

AUDIO INPUTS

Analogue Inputs 1-2	XLR/TRS Combo Type x 2 Ref. Level: +4 dBu, -20 dBu, -44 dBu Mic. Power: +48 V
Analogue Inputs 3-6	TRS Type x 4 / Ref. Level: +4 dBu, -20 dBu, -44 dBu
Analogue Inputs 7-8	Pin x 2 / Ref. Level: -10 dBs

AUDIO OUTPUTS

PGM OUT	TRS Type x 2 / Ref.: +4 dBu / Impedance: 150 Ω
MIX OUT	Pin Type x 2 / Ref.: -10 dBs / Impedance: 10 kΩ
AUX OUT	TRS Type x 2 / Ref.: +4 dBu / Impedance: 150 Ω
MONITOR OUT	TRS Type x 2 / Ref.: +4 dBu / Impedance: 150 Ω
HEADPHONES	1/4" Stereo Phone Jack Type x 2 70 mW x 2 / Impedance: 47 Ω
INTERCOM	D-Sub 9-pin Type (Female) / Original Parallel I/O

Other Interfaces

NETWORK	RJ-45 Type x 1, 10/100base-TX
USB1.1	USB A Type x 2, USB1.1 equiv.
RGB(GUI)	D-Sub Shrunked 15-pin (Female), 1280 x 800, 60 Hz
REMOTE	D-Sub 9-pin (Male), RS-232C
FACTORY USE	D-Sub 15-pin (Male), Original Parallel I/O
MEMORY STICK	Memory Stick TM Slot Memory Stick Pro is not supported
VISCA	DIN 8-pin Type x1 Sony VISCA camera commands are supported
LCD	15.4" High Brightness LCD, 1280 x 800, 60 Hz
Speaker	Built-In Speaker x 2, Size: 20 x 40 mm

Supplied Accessories

Installation Guide	x 1
Pin to BNC connector	(x 4)

Optional Accessories

BZAW-500 SOFTWARE AND ACCESSORY KIT

Keyboard	85 keys + Pointer / Infrared communication Powered from AWS-G500: +5 V Battery operation: CR2032 or 2032H x 2 (User install)
Application Software	Memory Stick x 1
Operation Manual	Printed Manual

BZAW-550 PC VIDEO INTERFACE MODULE

RGB	D-Sub Shrunked 15-pin Type x 2 (Female), XGA, SXGA
-----	---

BKAW-570 SD VIDEO INTERFACE MODULE

Composite	BNC Type x 2 Video: 1.0 Vp-p, 75 Ω, Sync negative
S-Video	DIN Type x 2 Y: 1.0 Vp-p, 75 Ω, Sync negative C: 0.286 Vp-p at burst, 75 Ω (System Mode 59.94 Hz) C: 0.3 Vp-p at burst, 75 Ω (System Mode 50 Hz)
DV	IEEE 1394 4-pin Type x 2 IEC 61883-2 equiv.
HDD/DV	i.LINK: IEEE 1394 6-pin Type x 2 HDD IF: SBP2



© 2004 Sony Corporation. All rights reserved. Reproduction in whole or in part without permission is prohibited. Features and specifications are subject to change without notice. All non-metric weights and measurements are approximate. Images on the LCD display are simulated. Sony, i.LINK and Anycast Station are registered trademarks of Sony Corporation. All other trademarks are the property of their respective owners.

CA-AWS-G500/GB- / /2004

SONY

SONY EUROPE

www.sonybiz.net



SONY

